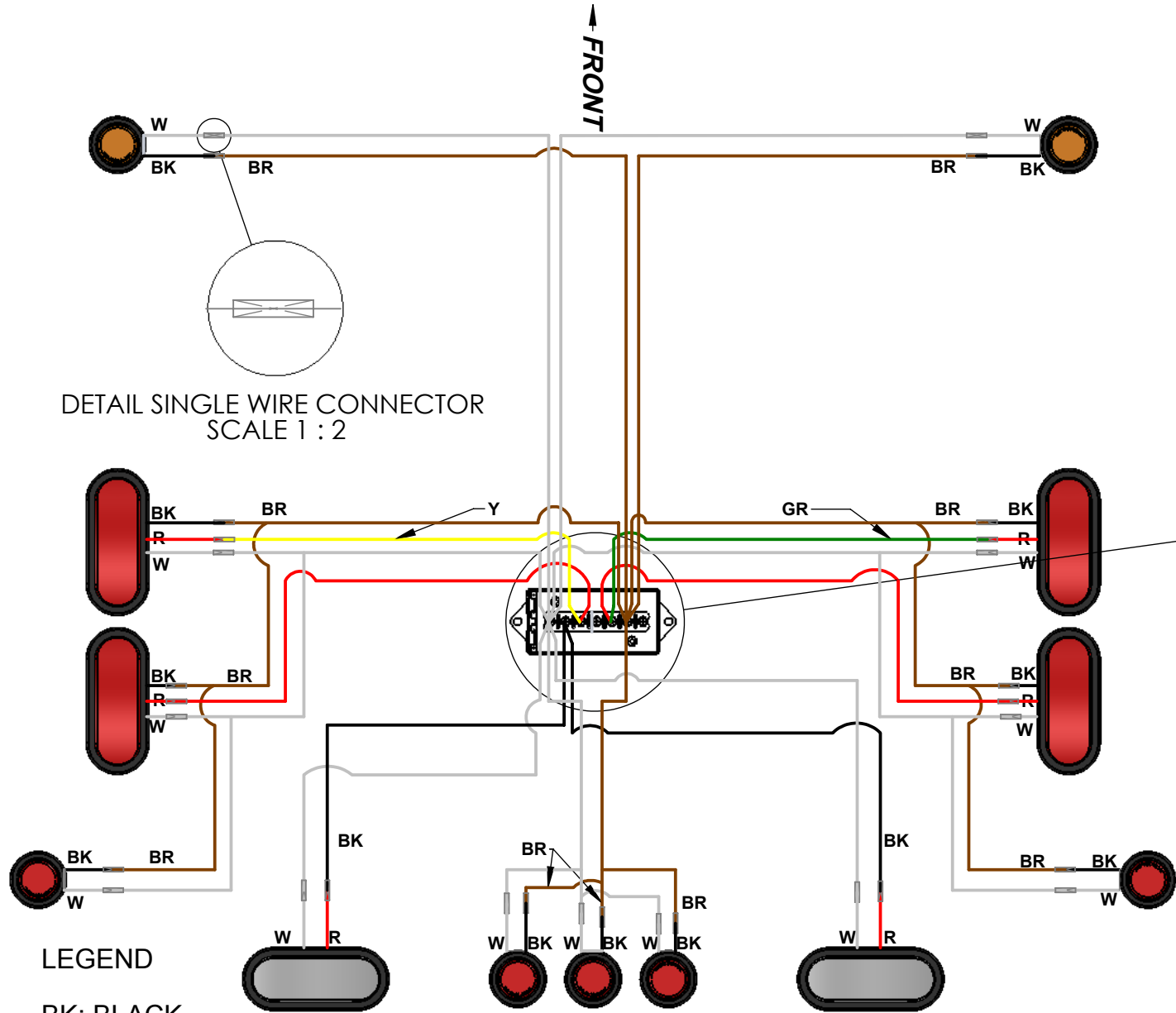
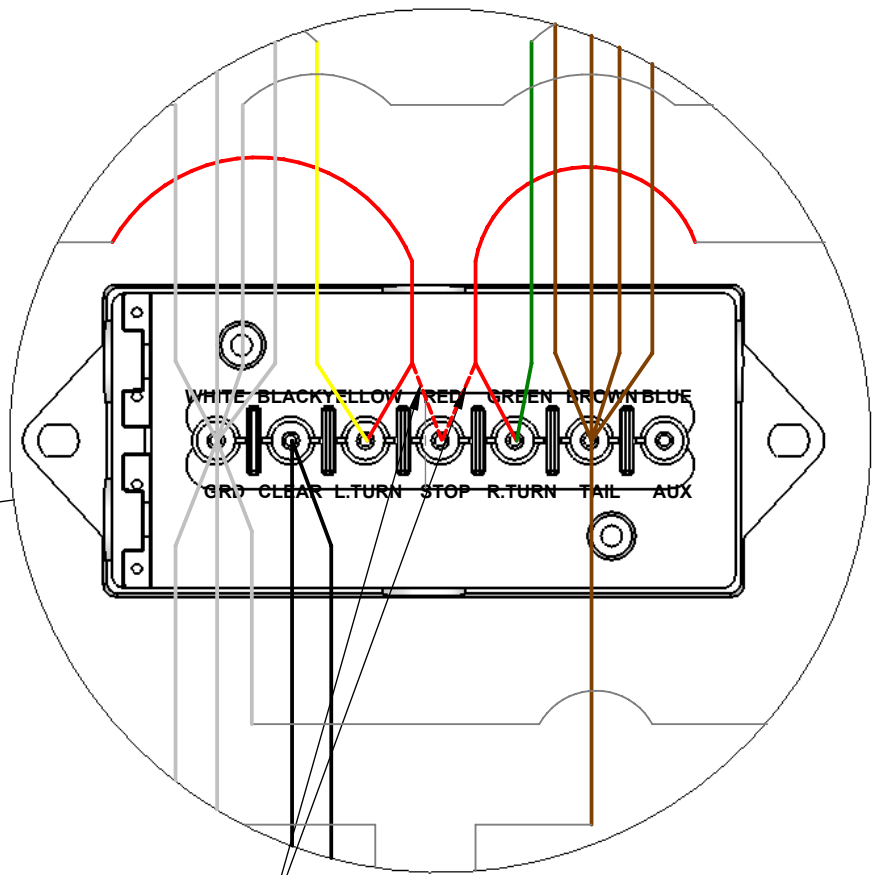
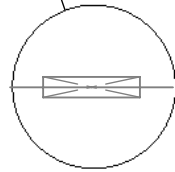


FRONT



DETAIL SINGLE WIRE CONNECTOR  
SCALE 1 : 2



ROUTING FOR  
FOUR LAMP SYSTEM  
SEE NOTE

- LEGEND**
- BK: BLACK -
  - BR: BROWN-
  - GR: GREEN -
  - R : RED -
  - W : WHITE -
  - Y :YELLOW-
  - : CONNECTOR

**NOTE:** For a four lamp system remove the red wires from the yellow and green terminals and attach them to the red terminal. This is indicated by the dashed lines (-----), in the detail view.

AUTHOR Jake Suderman  
DATE 03/30/12

**PROPRIETARY AND CONFIDENTIAL**  
THE INFORMATION CONTAINED IN THIS DRAWING IS THE SOLE PROPERTY OF VOTH TRUCK BODIES. ANY REPRODUCTION IN PART OR AS A WHOLE WITHOUT THE WRITTEN PERMISSION OF VOTH TRUCK BODIES IS PROHIBITED.

Courtland, Ontario  
 pete@vothsales.com \* www.vothtruckbodies.com  
**519-842-7200**

PART NUMBER  
**WH233**  
DESCRIPTION  
**WIRE HARNESS**